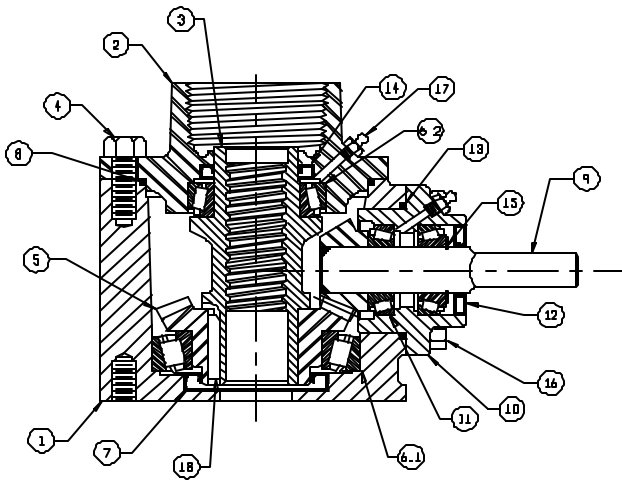


TYPE 3ESL-2:1 GEARED OPERATOR

FEATURES:

- A 2:1 Gear Ratio
- Incorporates a 9" Long Handcrank
- Yields Maximum Lift Capacity with 30ft. lbs. Input Torque



PARTS LIST

| No. | Name | No. | Name |
|-----|------------------|-----|----------------|
| 1 | Housing | 10 | Thrust Cap |
| 2 | Cover-Std. | 11 | Bearing |
| 3 | Lift Nut | 12 | Oil Seal |
| 4 | Hex Bolt | 13 | O-Ring |
| 5 | Bevel Gear | 14 | Oil Seal |
| 6.1 | Bearing | 15 | Snap Ring |
| 6.2 | Bearing | 16 | Hex Head Bolt |
| 7 | Oil Seal | 17 | Grease Fitting |
| 8 | O-Ring | 18 | Key |
| 9 | Gear/Shaft Assy. | | |

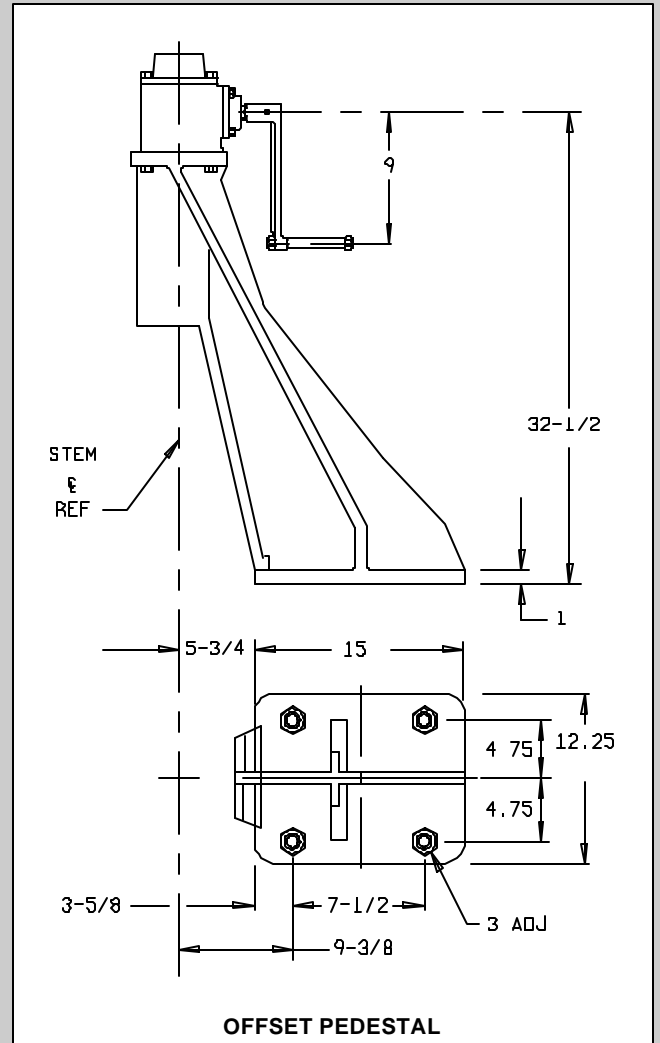
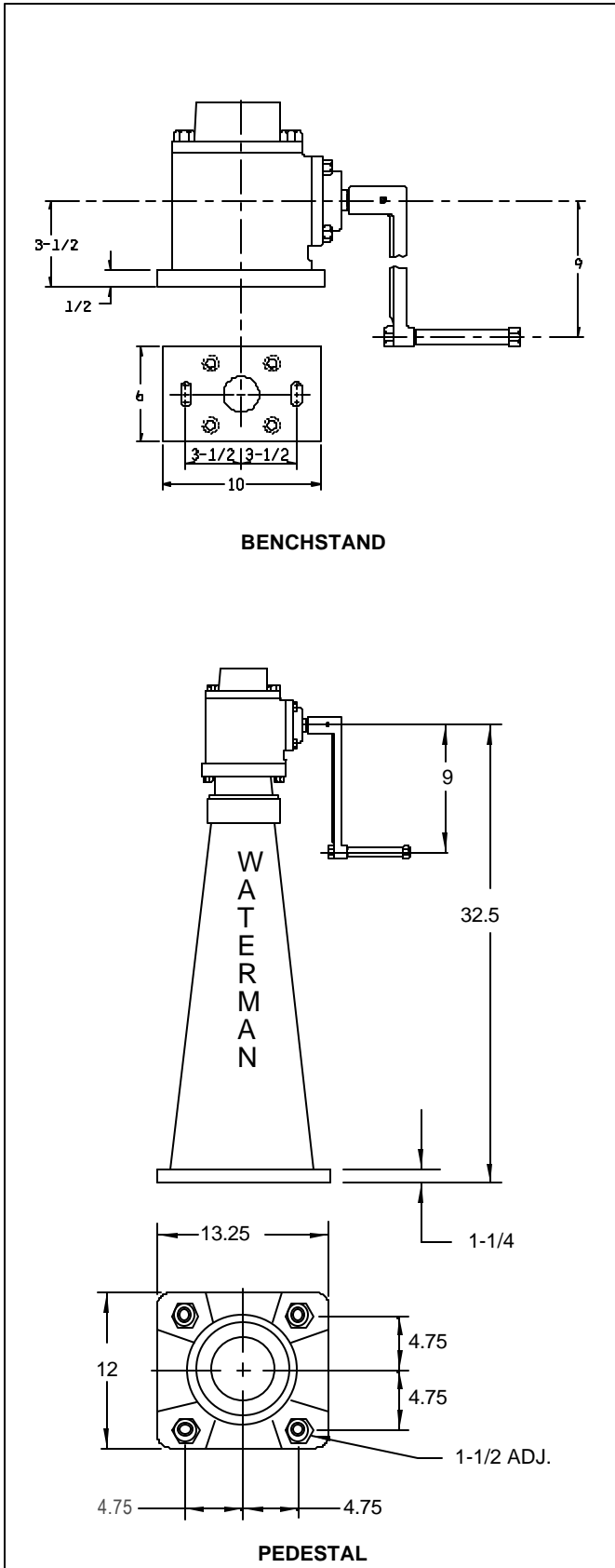


BENCHSTAND



PEDESTAL

TYPE 3ESL-2:1 GEARED OPERATOR



| LIFT CAPACITIES | | | | | | | |
|--------------------|-------------------|-------------------------|---------------|------|-------|-------|-------|
| LIFT | INPUT PULL (lbs.) | INPUT TORQUE (ft. lbs.) | STEM DIAMETER | | | | |
| | | | 7/8 | 1 | 1 1/8 | 1 1/4 | 1 1/2 |
| 3ESL-2:1 7" * | 25 | 7.3 | 1380 | 1250 | | | |
| | 40 | 11.7 | 2220 | 2020 | | | |
| 3ESL-2:1 12" * | 25 | 12.5 | 2370 | 2150 | | | |
| | 40 | 20 | 3800 | 3450 | | | |
| 3ESL-2:1 14" * | 25 | 14.6 | | 2520 | 2130 | 2130 | 1850 |
| | 40 | 23.3 | | 4030 | 3680 | 3400 | 2960 |
| 3ESL-2:1 18" ** | 25 | 18.7 | | | 2960 | 2730 | 2375 |
| | 40 | 30 | | | 4730 | 4370 | 3800 |

* Handwheel Diameter
 ** 18" Handwheel or 9" Handcrank
 Note: Mechanical & Dial Position Indicator available only on 7/8" thru 1-1/4" diameter stems.