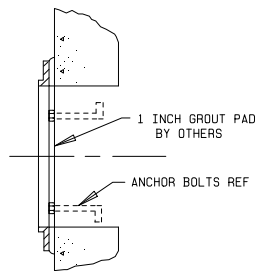


RED TOP

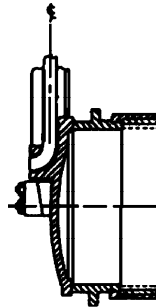
CANAL GATE FRAME TYPES

FOR C-10, CL-10, FC-10 AND CM-10 GATES

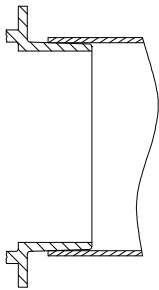
The Waterman C-10 gate and its variations can be furnished to suit many installation requirements. These include: "F" flatback for headwall mounting with anchor bolts; "SB" spigotback for attaching to corrugated metal pipe; "C" galvanized steel tapered setting collar for installation on concrete pipe; "CIP" for quick, easy, mounting onto plastic pipe using standard PVC cement, and "Type 4" for mounting gate to plastic pipe I.D. utilizing two part epoxy.



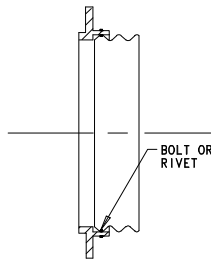
"F" FLATBACK FOR WALL MOUNTING



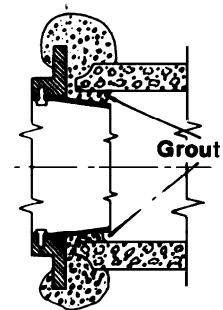
**CIP
HEAVY DUTY FEMALE SPIGOT
FOR PVC CEMENT BONDING
ONTO O.D. OF PLASTIC PIPE.**



**"TYPE 4"
MALE SPIGOT FOR
MOUNTING GATE TO
PLASTIC PIPE I.D.
UTILIZING TWO PART EPOXY.**



**"SB" SPIGOTBACK
FOR CORRUGATED PIPE**



**"C" TAPER
SETTING COLLAR
FOR CONCRETE PIPE**